



LAMAR COUNTY

SCHOOL SYSTEM SNAPSHOT: 2021 EDITION*

P.O. Box 1379 | Vernon, AL 35592 | (205) 695-7615


Superintendent

Vance Herron

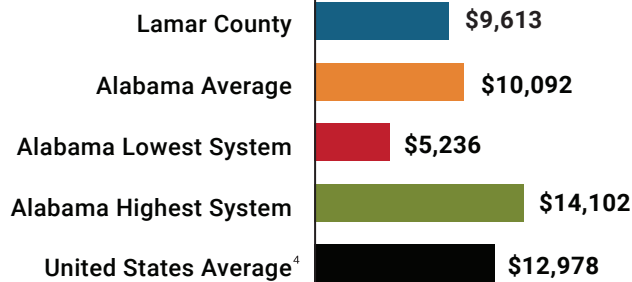
Board Members

Jonathan Beasley, Carl Northington, Banks Hattaway, Lee Mosley, Terry Goodin






 **\$1,463,052**
Cost of One Month's
Operation/General Fund

 **1.81**
Number of Months
Reserve Balance

Total Per-Pupil Expenditures (PPE)

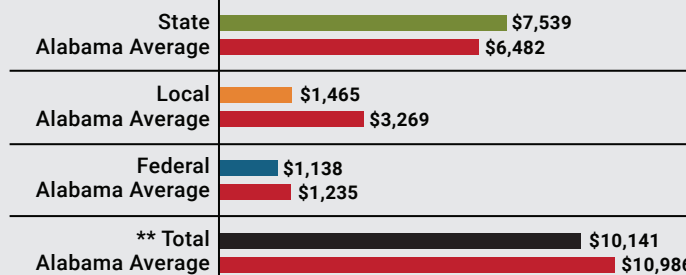


By the Numbers

	Schools ¹	5
	Students/ADM ²	2,222
	Free & Reduced Lunch.....	61%
	Community Eligibility Program.....	39%
	Number of Route Buses ³	33
	Buses 10 yrs. old or less.....	52%
	Students Bused.....	1,211
	Full-Time Employees.....	275
	Teachers.....	140
	Principals/ Assistant Principals.....	9
	Counselors.....	7
	Librarians.....	4
	Other Certified Employees.....	7
	Support Personnel.....	108

Per-Pupil Revenue Sources

Lamar County Revenue Sources



16
STATE
RANK

132
LOCAL
RANK

91
FEDERAL
RANK

OVERALL SYSTEM RANK 106

** Total Revenue Among 137 School Systems

¹ Schools with enrollment, including Alternative and Career Technical Education

² Average Daily Membership

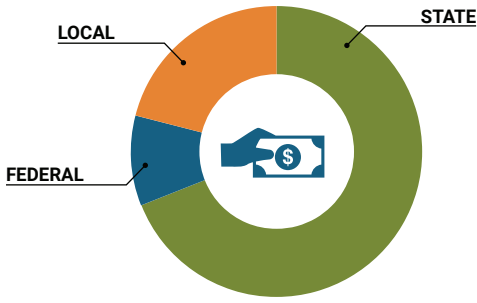
³ Data collected in FY19 and used for FY21 funding

⁴ 2019-2020 NEA Rankings of the States

* THIS REPORT INCLUDES FISCAL YEAR 2019 DATA

School System Revenue

How was your school system funded?¹



\$16,752,050	STATE	69%
\$2,528,093	FEDERAL	10%
\$4,824,897	LOCAL	20%
— \$1,137,190	Local 10-Mill Match	
\$3,687,707	AVAILABLE LOCAL REVENUE	

VALUE OF 1-MILL
For Your School System

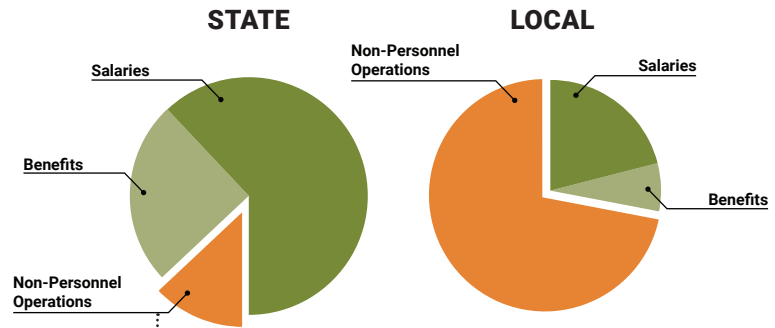
\$113,719

School System Spending

How did your school system spend state & local dollars?¹

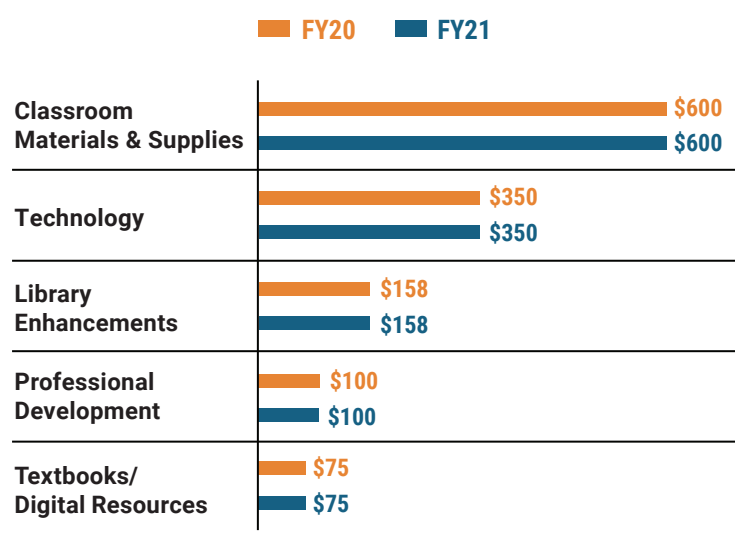
	STATE SPENDING ^{2,3}	LOCAL SPENDING ²
Salaries	\$10,035,564	\$503,759
Benefits	\$4,079,018	\$172,766
Non-Personnel Operations	\$2,144,677	\$1,750,587
TOTAL	\$16,259,259	\$2,427,112

¹ Revenues and expenditures may contain nominal variances
² Does not include debt service or capital outlay
³ Includes 10-mill match
⁴ Such as utilities, operations & maintenance, etc.

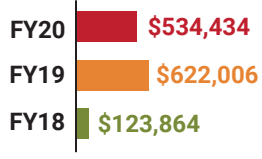


Only 13% of state funding is available for non-personnel expenditures⁴

Instructional Support



Educational Advancement & Technology Fund⁵



⁵ These one-time supplemental funds may be used for repairs and deferred maintenance, classroom instructional supplies, insurance for facilities, transportation, technology and school safety measures.

System Debt

TOTAL DEBT⁶	DEBT PER STUDENT
\$8,214,655	\$3,697

⁶ The debt totals in system audit reports may differ due to audit adjustments.